

8. marec – Mednarodni dan žena





Raven dosežene
enakosti spolov


Dosežena enakost spolov - 2026

% znotraj celotne populacije - indeks

INDEKS = TTB - BTB

Total

18+



INDEKS

Po spolu

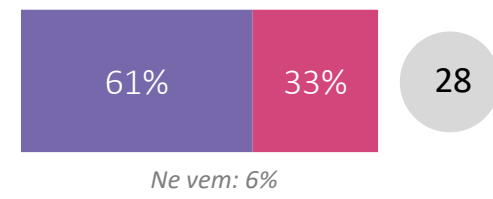
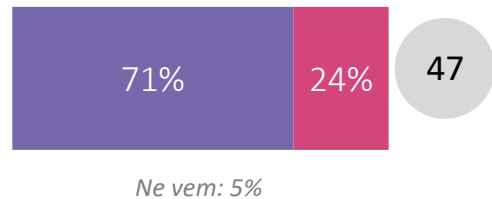
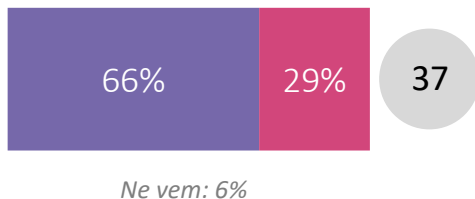


INDEKS

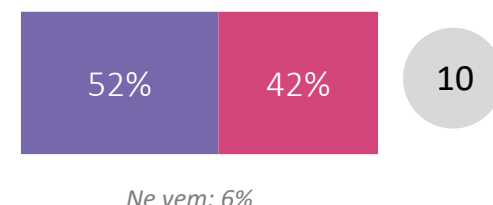
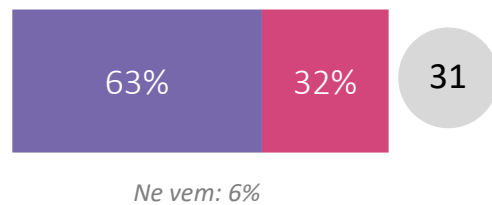
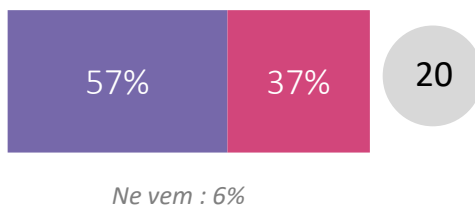


INDEKS

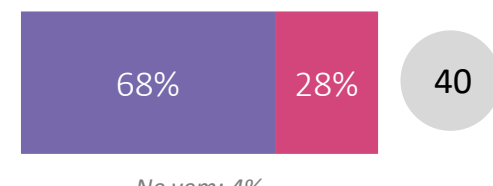
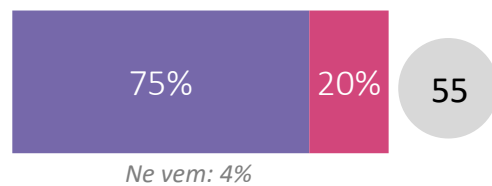
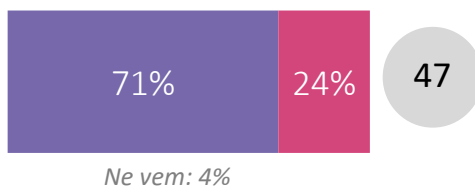
Na delovnem mestu



V politiki



Doma



TTB

Zagotovo dosežena/ Do neke mere dosežena

BTB


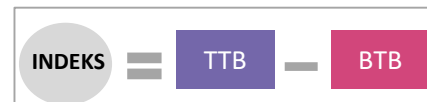
Ni ravno dosežena/Sploh ni dosežena

Vir: WIN 2026. Vzorec: 44.000

V kolikšni meri je v vaši državi enakost spolov dosežena na naslednjih področjih?

Dosežena enakost spolov - 2026

% znotraj celotne populacije - indeks



Skupaj
INDEKS

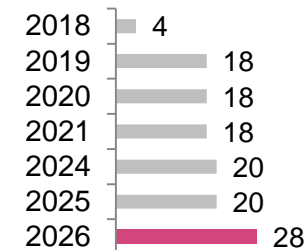
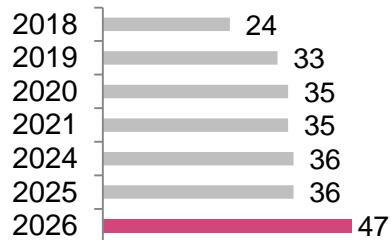
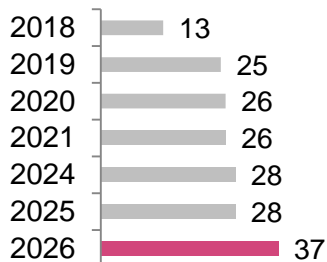


Moški
INDEKS

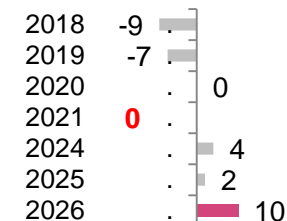
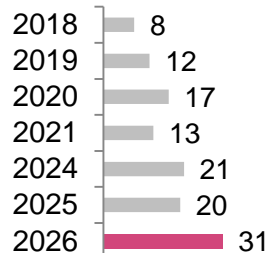



Ženske
INDEKS

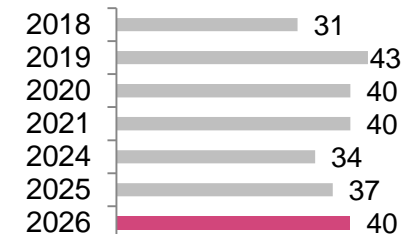
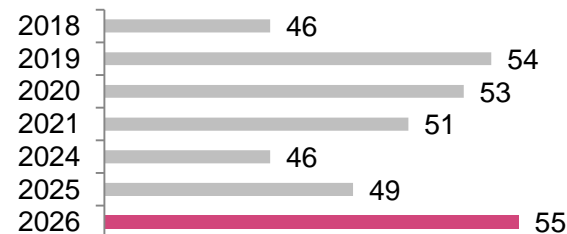
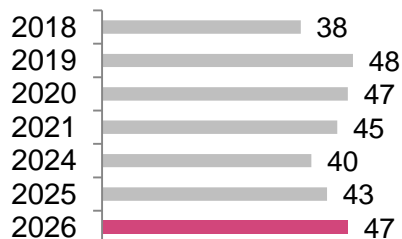
Na
Delovnem
mestu



V politiki



Doma




Vir: WIN 2026. Vzorec: 44.000

V kolikšni meri je v vaši državi enakost spolov dosežena na naslednjih področjih?

Dosežena enakost spolov - 2026

% znotraj celotne populacije



SKUPAJ Po starostnih skupinah

TTB

Zagotovo dosežena/ Do neke mere dosežena

BTB

Ni ravno dosežena/Sploh ni dosežena

Na delu



Ne vem:
5%



Ne vem:
4%



Ne vem:
5%



Ne vem:
5%



Ne vem: 6%



Ne vem:
9%

V politiki



Ne vem:
6%



Ne vem:
5%



Ne vem:
6%



Ne vem:
6%



Ne vem:
7%



Ne vem:
6%

Doma



Ne vem:
4%



Ne vem:
4%



Ne vem:
4%



Ne vem:
5%



Ne vem:
5%



Ne vem:
5%

Vir: WIN 2026. Vzorec: 44.000

Dosežena enakost spolov - 2026

% med ženskami



ŽENSKÉ Po starostnih skupinah

TTB

Zagotovo dosežena/ Do neke mere dosežena

BTB

Ni ravno dosežena/Sploh ni dosežena

Na delu

18 – 24

65% 31%

Ne vem:
4%

25 – 34

65% 32%

Ne vem:
4%

35 – 44

63% 32%

Ne vem:
5%

45 – 54

62% 32%

Ne vem:
6%

55 – 64

59% 34%

Ne vem: 7%

65 +

51% 38%

Ne vem:
11%

V politiki

50% 45%

Ne vem:
5%

52% 43%

Ne vem:
5%

52% 41%

Ne vem:
7%

52% 41%

Ne vem:
7%

53% 40%

Ne vem:
7%

52% 41%

Ne vem:
7%

Doma

69% 28%

Ne vem:
3%

67% 30%

Ne vem:
4%

67% 29%

Ne vem:
4%

68% 27%

Ne vem:
5%

69% 26%

Ne vem:
5%

67% 27%

Ne vem:
6%

Vir: WIN 2026. Vzorec: 22.335

Dosežena enakost spolov - 2026

% med moškimi



MOŠKI Po starostnih skupinah

TTB

Zagotovo dosežena/ Do neke mere dosežena

BTB

Ni ravno dosežena/Sploh ni dosežena

Na delu



Ne vem:
6%



Ne vem:
4%



Ne vem:
4%



Ne vem:
5%



Ne vem: 5%



Ne vem:
8%

V politiki



Ne vem:
7%



Ne vem:
6%



Ne vem:
6%



Ne vem:
6%



Ne vem:
7%



Ne vem:
4%

Doma



Ne vem:
5%



Ne vem:
4%



Ne vem:
4%



Ne vem:
5%



Ne vem:
5%




Ne vem:
5%

Vir: WIN 2026. Vzorec: 21.654

Dosežena enakost spolov - 2026

% znotraj celotne populacije



SKUPAJ
Po stopnji izobrazbe

TTB

Zagotovo dosežena/ Do neke mere dosežena

BTB

Ni ravno dosežena/Sploh ni dosežena

Na delu

**Brez izobrazbe/
nedokončana OŠ**

51% 41%

Ne vem: 8%

Dokončana OŠ

61% 30%

Ne vem:
8%

**Dokončana
poklicna, srednja
šola**

64% 29%

Ne vem:
7%

**Dokončana višja,
visoka šola**

70% 27%

Ne vem:
4%

**Magisterij,
doktorat**

71% 27%

Ne vem:
2%

V politiki

47% 43%

Ne vem:
11%

51% 39%

Ne vem:
10%

56% 36%

Ne vem:
7%

59% 37%

Ne vem:
4%

61% 36%

Ne vem:
3%

Doma

52% 41%

Ne vem:
7%

63% 30%

Ne vem:
7%

72% 23%

Ne vem:
5%

74% 23%

Ne vem:
3%

73% 24%

Ne vem:
3%

Vir: WIN 2026. Vzorec: 44.000

Dosežena enakost spolov - 2026

% med ženskami



ŽENSKES Po stopnji izobrazbe

TTB

Zagotovo dosežena/ Do neke mere dosežena

BTB

Ni ravno dosežena/Sploh ni dosežena

Na delu

Brez izobrazbe/
nedokončana OŠ

45% 49%

Ne vem: 6%

Dokončana OŠ

60% 31%

Ne vem: 9%

Dokončana
poklicna, srednja
šola

59% 33%

Ne vem: 8%

Dokončana višja,
visoka šola

64% 32%

Ne vem: 4%

Magisterij,
doktorat

63% 34%

Ne vem: 2%

V politiki

43% 50%

Ne vem: 7%

50% 40%

Ne vem: 11%

52% 41%

Ne vem: 8%

53% 43%

Ne vem: 4%

54% 43%

Ne vem: 4%

Doma

47% 48%

Ne vem: 5%

60% 33%

Ne vem: 7%

69% 26%

Ne vem: 5%

70% 27%

Ne vem: 3%

66% 31%

Ne vem: 3%

Vir: WIN 2026. Vzorec: 22.335

Dosežena enakost spolov - 2026

% med moškimi



MOŠKI

Po stopnji izobrazbe

TTB

Zagotovo dosežena/ Do neke mere dosežena

BTB

Ni ravno dosežena/Sploh ni dosežena

Na delu

Brez izobrazbe/
nedokončana OŠ

56% 34%

Ne vem:
10%

Dokončana OŠ

63% 29%

Ne vem:
8%

Dokončana
poklicna, srednja
šola

68% 26%

Ne vem:
6%

Dokončana višja,
visoka šola

75% 21%

Ne vem:
3%

Magisterij,
doktorat

78% 19%

Ne vem:
2%

V politiki

50% 36%

Ne vem:
14%

53% 38%

Ne vem:
9%

61% 32%

Ne vem:
7%

66% 30%

Ne vem:
4%

68% 29%

Ne vem:
3%

Doma

58% 34%

Ne vem:
8%

66% 26%

Ne vem:
7%

75% 20%

Ne vem:
5%

79% 18%

Ne vem:
3%


79% 18%

Ne vem:
3%

Vir: WIN 2026. Vzorec: 21.654

Dosežena enakost spolov - 2026

% znotraj celotne populacije



SKUPAJ Po zaposlitvi

Na delu

Polna zaposlitev
(tudi s.p.)



Ne vem:

Zaposlitev s
skrajšanim časom



Ne vem:

Brezposelni



Ne vem:
9%

Študenti



Ne vem:
6%

Gospodinje



Ne vem:
10%

Upokojeni /
invalidski status



Ne vem:
10%

TTB

Zagotovo dosežena/ Do neke mere dosežena

V politiki



Ne vem:



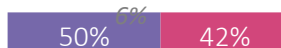
Ne vem:
6%



Ne vem:
9%



Ne vem:
6%



Ne vem:
8%



Ne vem:
6%

BTB

Ni ravno dosežena/Sploh ni dosežena

Doma



Ne vem:
3%



Ne vem:



Ne vem:
7%



Ne vem:
4%



Ne vem:



Ne vem:
6%

Vir: WIN 2026. Vzorec: 44.000

Dosežena enakost spolov - 2026

% med ženskami



ŽENSKE Po zaposlitvi

Na delu

Polna zaposlitev
(tudi s.p.)



Ne vem:

Zaposlitev s
skrajšanim časom



Ne vem:

Brezposelni



Ne vem:
8%

Študenti



Ne vem:
4%

Gospodinje



Ne vem:
11%

Upokojeni /
invalidski status



Ne vem:
11%

TTB

Zagotovo dosežena/ Do neke mere dosežena

V politiki



Ne vem:



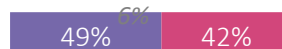
Ne vem:
6%



Ne vem:
8%



Ne vem:



Ne vem:
8%



Ne vem:
7%

BTB

Ni ravno dosežena/Sploh ni dosežena

Doma



Ne vem:
3%



Ne vem:



Ne vem:
7%



Ne vem:
3%



Ne vem:

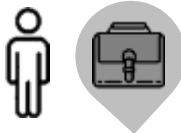


Ne vem:
6%

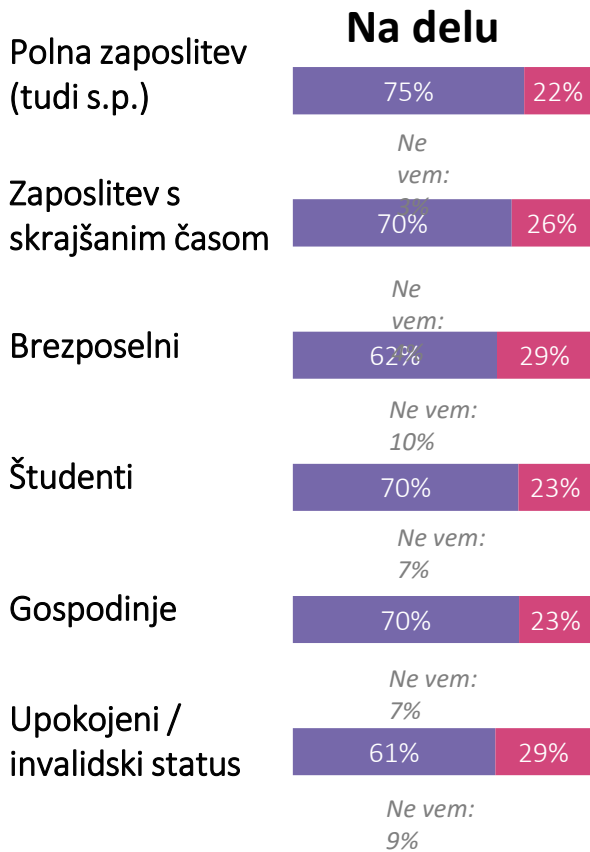
Vir: WIN 2026. Vzorec: 22.335

Dosežena enakost spolov - 2026

% med moškimi



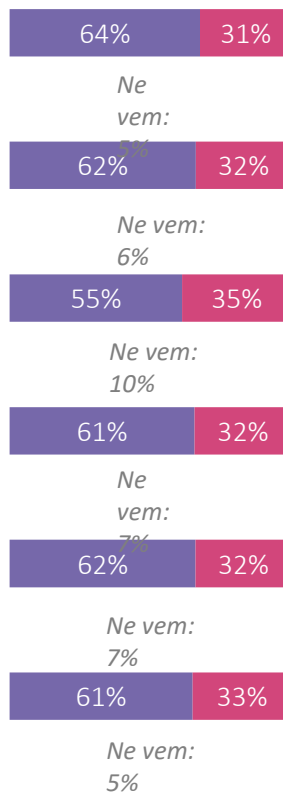
MOŠKI Po zaposlitvi



TTB

Zagotovo dosežena/ Do neke mere dosežena

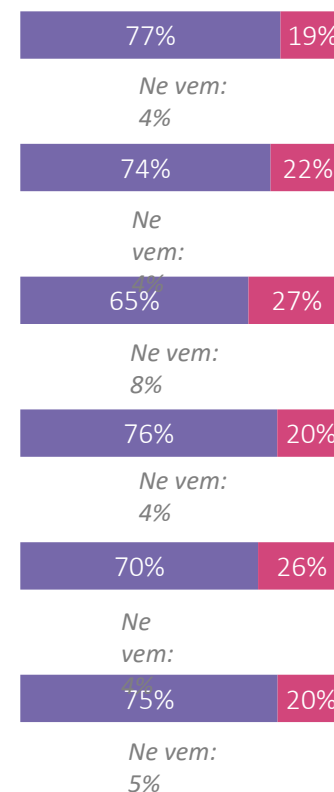
V politiki



BTB

Ni ravno dosežena/Sploh ni dosežena

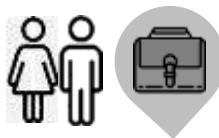
Doma



Vir: WIN 2026. Vzorec: 21.654

Dosežena enakost spolov - 2026

% znotraj celotne populacije



SKUPAJ
Po tipu naselja

TTB


Zagotovo dosežena/ Do neke mere dosežena

BTB

Ni ravno dosežena/Sploh ni dosežena

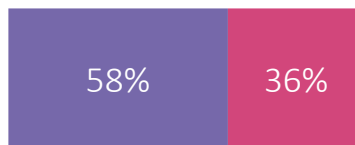
Na delu

Urbano



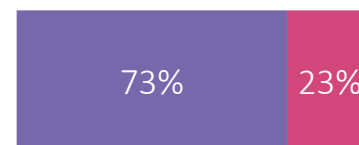
Ne vem:
5%

V politiki



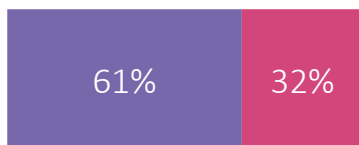
Ne vem:
6%

Doma

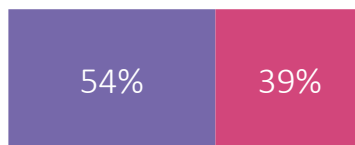


Ne vem:
4%


Ruralno



Ne vem:
7%



Ne vem:
7%



Ne vem:
6%

Vir: WIN 2026. Vzorec: 44.000

Dosežena enakost spolov - 2026

% med ženskami



ŽENSKÉ Po tipu naselja

TTB

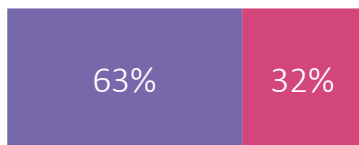
Zagotovo dosežena/ Do neke mere dosežena

BTB

Ni ravno dosežena/Sploh ni dosežena

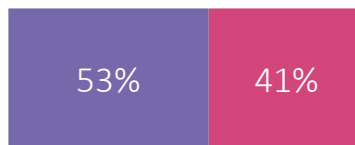
Na delu

Urbano




Ne vem:
5%

V politiki



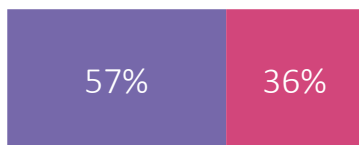
Ne vem:
6%

Doma

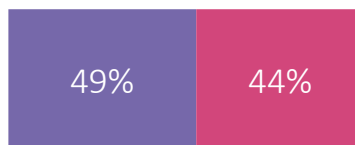


Ne vem:
4%


Ruralno



Ne vem:
8%



Ne vem:
7%

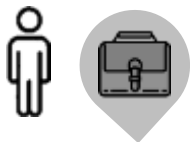


Ne vem:
6%

Vir: WIN 2026. Vzorec: 22.335

Dosežena enakost spolov - 2026

% med moškimi



MOŠKI
Po tipu naselja

TTB

Zagotovo dosežena/ Do neke mere dosežena

BTB


Ni ravno dosežena/Sploh ni dosežena

Na delu

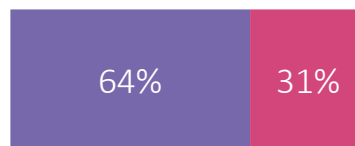
V politiki

Doma

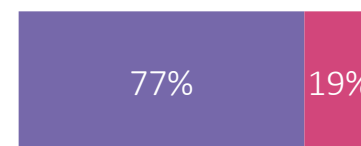
Urbano



Ne vem: 5%




Ne vem: 5%

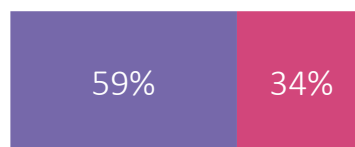


Ne vem: 4%


Ruralno



Ne vem: 7%



Ne vem: 7%

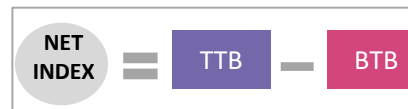


Ne vem: 6%

Vir: WIN 2026. Vzorec: 21.654

Dosežena enakost spolov - 2026

% znotraj celotne populacije



	Na delovnem mestu			V politiki			Doma		
	Indeks	TTB	BTB	Indeks	TTB	BTB	Indeks	TTB	BTB
Argentina	50%	71%	21%	45%	69%	24%	57%	75%	18%
Avstralija	46%	70%	24%	5%	51%	45%	58%	77%	19%
Brazilija	11%	50%	39%	-15%	37%	51%	21%	55%	34%
Kanada	48%	70%	22%	22%	58%	36%	61%	77%	17%
Čile	43%	69%	26%	41%	67%	27%	51%	73%	22%
Kitajska	61%	81%	19%	-	-	-	80%	90%	10%
Kolumbija	43%	70%	27%	19%	58%	39%	52%	75%	23%
Slonokoščena obala	26%	61%	35%	8%	50%	42%	-49%	23%	72%
Hrvaška	10%	53%	43%	-17%	40%	57%	50%	73%	23%
Danska	38%	67%	29%	46%	71%	25%	58%	77%	19%
Ekvador	34%	63%	29%	21%	56%	35%	39%	65%	26%
Finska	25%	62%	37%	47%	72%	25%	50%	74%	24%
Francija	-13%	41%	54%	-10%	42%	52%	17%	55%	39%
Gruzija	54%	73%	19%	49%	70%	20%	68%	82%	14%
Nemčija	9%	53%	44%	-3%	48%	50%	50%	74%	24%
Grčija	29%	63%	35%	14%	56%	42%	50%	74%	25%
Hong Kong	64%	81%	17%	47%	72%	25%	67%	83%	16%
Indija	61%	80%	19%	17%	58%	40%	61%	80%	19%
Indonezija	58%	78%	20%	34%	65%	31%	64%	81%	18%
Irska	46%	69%	23%	21%	57%	36%	58%	76%	18%
Italija	12%	54%	42%	25%	60%	35%	15%	56%	40%

Vir: WIN 2026. Vzorec: 44.000

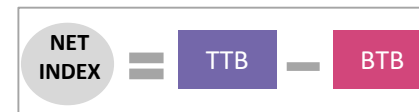


Worldwide Independent Network Of Market Research

V kolikšni meri je v vaši državi enakost spolov dosežena na naslednjih področjih?

Dosežena enakost spolov - 2026

% znotraj celotne populacije



	Na delovnem mestu			V politiki			Doma		
	Indeks	TTB	BTB	Indeks	TTB	BTB	Indeks	TTB	BTB
Japonska	-5%	39%	45%	-33%	28%	61%	4%	47%	43%
Malezija	59%	78%	19%	20%	57%	37%	63%	80%	17%
Mehika	58%	78%	19%	53%	76%	23%	57%	77%	21%
Maroko	53%	74%	22%	34%	64%	30%	15%	56%	41%
Nizozemska	28%	52%	24%	25%	53%	28%	56%	69%	13%
Norveška	48%	73%	25%	70%	84%	13%	65%	82%	16%
Pakistan	19%	58%	39%	14%	55%	41%	20%	59%	39%
Paragvaj	63%	80%	16%	18%	56%	37%	55%	73%	18%
Peru	5%	49%	44%	-18%	37%	55%	32%	63%	31%
Filipini	62%	79%	16%	19%	56%	37%	77%	88%	11%
Poljska	37%	63%	26%	20%	54%	34%	48%	70%	21%
Srbija	22%	60%	38%	5%	51%	46%	16%	58%	41%
Slovaška	30%	59%	30%	2%	46%	44%	61%	77%	15%
Slovenija	33%	66%	32%	28%	63%	35%	66%	82%	16%
Južna Koreja	38%	68%	31%	9%	54%	45%	53%	76%	23%
Španija	21%	58%	37%	23%	59%	36%	23%	59%	36%
Švedska	45%	70%	26%	55%	75%	20%	53%	74%	22%
Tajska	60%	80%	19%	18%	58%	40%	68%	84%	15%
Turčija	1%	49%	48%	-8%	44%	52%	5%	52%	47%
Združeno kraljestvo	44%	66%	23%	33%	62%	29%	58%	75%	16%
ZDA	31%	58%	27%	0%	45%	45%	54%	73%	19%
Venezuela	72%	85%	13%	45%	71%	26%	71%	84%	14%
Vietnam	69%	82%	14%	29%	56%	28%	85%	93%	7%

Vir: WIN 2026. Vzorec: 44.000

Dosežena enakost spolov - 2026

% med ženskami



$$\text{NET INDEX} = \text{TTB} - \text{BTB}$$

	Na delovnem mestu			V politiki			Doma		
	Indeks	TTB	BTB	Indeks	TTB	BTB	Indeks	TTB	BTB
Argentina	47%	70%	23%	40%	66%	26%	55%	74%	19%
Avstralija	40%	66%	27%	-16%	40%	56%	57%	76%	19%
Brazilija	0%	45%	44%	-25%	32%	57%	14%	52%	38%
Kanada	38%	65%	27%	8%	51%	43%	51%	72%	21%
Čile	31%	64%	32%	30%	62%	33%	45%	70%	25%
Kitajska	62%	81%	19%	-	-	-	77%	89%	11%
Kolumbija	31%	63%	32%	5%	51%	46%	45%	72%	27%
Slonokoščena obala	44%	70%	27%	9%	52%	42%	-50%	22%	72%
Hrvaška	-2%	47%	48%	-32%	32%	64%	45%	71%	26%
Danska	12%	54%	42%	29%	63%	34%	38%	68%	29%
Ekvador	27%	59%	32%	19%	55%	36%	39%	64%	25%
Finska	3%	51%	48%	28%	63%	34%	34%	66%	32%
Francija	-30%	31%	62%	-26%	32%	58%	0%	46%	46%
Gruzija	55%	73%	18%	50%	70%	19%	66%	81%	15%
Nemčija	-17%	40%	57%	-27%	36%	63%	39%	68%	29%
Grčija	13%	56%	42%	-7%	45%	52%	39%	69%	30%
Hong Kong	62%	81%	19%	43%	70%	27%	68%	83%	15%
Indija	59%	79%	19%	15%	56%	41%	59%	79%	20%
Indonezija	64%	81%	17%	34%	65%	31%	70%	85%	14%
Irska	37%	63%	26%	9%	50%	41%	46%	70%	24%
Italija	4%	50%	46%	18%	56%	39%	4%	50%	46%

Vir: WIN 2026. Vzorec: 22.335

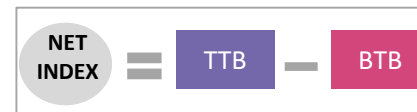


Worldwide Independent Network Of Market Research

V kolikšni meri je v vaši državi enakost spolov dosežena na naslednjih področjih?

Dosežena enakost spolov - 2026

% med ženskami

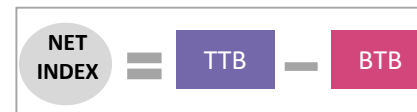


	Na delovnem mestu			V politiki			Doma		
	Indeks	TTB	BTB	Indeks	TTB	BTB	Indeks	TTB	BTB
Japonska	-19%	32%	51%	-48%	21%	69%	-15%	38%	53%
Malezija	56%	76%	20%	17%	56%	39%	60%	79%	19%
Mehika	62%	79%	17%	44%	71%	27%	50%	74%	24%
Maroko	47%	72%	24%	25%	59%	34%	-8%	45%	52%
Nizozemska	19%	45%	26%	16%	48%	32%	55%	68%	13%
Norveška	23%	61%	38%	59%	78%	19%	49%	74%	24%
Pakistan	-3%	47%	50%	-6%	46%	51%	-7%	46%	53%
Paragvaj	53%	75%	22%	4%	50%	46%	51%	73%	22%
Peru	2%	47%	45%	-17%	37%	54%	34%	64%	30%
Filipini	58%	77%	18%	19%	56%	37%	79%	89%	10%
Poljska	30%	60%	30%	14%	51%	36%	44%	68%	24%
Srbija	9%	54%	45%	-6%	46%	52%	2%	51%	49%
Slovaška	21%	55%	34%	-8%	41%	49%	57%	74%	17%
Slovenija	14%	56%	42%	6%	52%	46%	58%	78%	20%
Južna Koreja	10%	54%	44%	-16%	41%	57%	31%	65%	34%
Španija	10%	53%	43%	15%	55%	40%	14%	55%	41%
Švedska	25%	60%	35%	39%	66%	27%	33%	64%	32%
Tajska	53%	76%	23%	10%	54%	44%	61%	80%	19%
Turčija	-16%	41%	57%	-16%	41%	57%	-8%	46%	54%
Združeno kraljestvo	35%	61%	27%	24%	56%	32%	51%	70%	19%
ZDA	19%	51%	32%	-11%	38%	50%	47%	69%	22%
Venezuela	80%	89%	9%	40%	69%	29%	68%	83%	16%
Vietnam	70%	82%	13%	24%	53%	29%	87%	93%	7%

Vir: WIN 2026. Vzorec: 22.335

Dosežena enakost spolov - 2026

% med moškimi



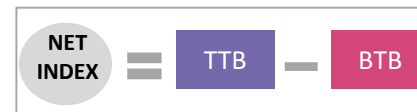
	Na delovnem mestu			V politiki			Doma		
	Indeks	TTB	BTB	Indeks	TTB	BTB	Indeks	TTB	BTB
Argentina	53%	72%	20%	50%	71%	21%	59%	76%	17%
Avstralija	52%	73%	21%	28%	62%	35%	59%	78%	19%
Brazilija	22%	55%	33%	-3%	42%	46%	29%	58%	29%
Kanada	59%	75%	17%	37%	65%	28%	71%	83%	11%
Čile	56%	75%	19%	53%	73%	20%	58%	76%	19%
Kitajska	61%	80%	19%	-	-	-	83%	91%	9%
Kolumbija	57%	78%	21%	35%	66%	32%	60%	79%	19%
Slonokoščena obala	9%	52%	43%	6%	48%	43%	-49%	23%	72%
Hrvaška	23%	59%	37%	0%	49%	49%	55%	75%	20%
Danska	64%	80%	16%	63%	79%	16%	77%	87%	9%
Ekvador	42%	68%	25%	23%	58%	35%	39%	65%	26%
Finska	48%	73%	25%	66%	82%	16%	67%	82%	15%
Francija	6%	51%	45%	8%	52%	44%	35%	66%	31%
Gruzija	52%	73%	20%	49%	70%	21%	70%	83%	12%
Nemčija	34%	66%	32%	22%	60%	38%	62%	80%	18%
Grčija	44%	71%	27%	36%	67%	31%	61%	80%	19%
Hong Kong	66%	82%	16%	53%	74%	22%	66%	82%	16%
Indija	63%	81%	18%	20%	59%	39%	64%	81%	18%
Indonezija	51%	75%	23%	34%	65%	31%	57%	78%	21%
Irska	56%	75%	19%	34%	65%	31%	70%	82%	12%
Italija	21%	59%	37%	32%	63%	32%	27%	61%	34%

Vir: WIN 2026. Vzorec: 21.654



Dosežena enakost spolov - 2026

% med moškimi




	Na delovnem mestu			V politiki			Doma		
	Indeks	TTB	BTB	Indeks	TTB	BTB	Indeks	TTB	BTB
Japonska	8%	47%	39%	-18%	36%	54%	23%	56%	33%
Malezija	62%	79%	17%	24%	59%	35%	66%	81%	16%
Mehika	54%	76%	22%	62%	80%	18%	65%	81%	17%
Maroko	58%	77%	19%	42%	69%	26%	36%	66%	30%
Nizozemska	38%	59%	21%	34%	58%	24%	57%	70%	13%
Norveška	73%	85%	12%	81%	89%	8%	81%	89%	8%
Pakistan	39%	67%	29%	32%	64%	32%	45%	71%	26%
Paragvaj	74%	84%	10%	33%	61%	28%	60%	74%	15%
Peru	9%	51%	42%	-18%	38%	56%	30%	62%	32%
Filipini	66%	81%	14%	18%	56%	38%	74%	86%	12%
Poljska	45%	66%	22%	26%	58%	32%	52%	71%	19%
Srbija	35%	66%	31%	18%	58%	40%	32%	65%	33%
Slovaška	39%	64%	25%	12%	50%	39%	65%	79%	13%
Slovenija	52%	75%	23%	49%	73%	24%	74%	86%	12%
Južna Koreja	65%	82%	18%	34%	66%	32%	75%	87%	12%
Španija	33%	64%	31%	31%	63%	32%	33%	64%	31%
Švedska	65%	81%	16%	74%	85%	11%	74%	85%	11%
Tajska	67%	83%	16%	25%	62%	37%	75%	87%	12%
Turčija	19%	57%	38%	0%	47%	47%	18%	58%	40%
Združeno kraljestvo	53%	72%	19%	42%	67%	25%	65%	79%	13%
ZDA	44%	66%	22%	11%	51%	40%	61%	77%	16%
Venezuela	64%	81%	17%	51%	74%	22%	74%	85%	11%
Vietnam	67%	82%	15%	34%	60%	26%	84%	92%	8%

Vir: WIN 2026. Vzorec: 21.654

Dosežena enakost spolov - 2026

% znotraj celotne populacije



Po regijah	
Na delovnem mestu, v politiki, doma	

	TTB	BTB	INDEKS
NA DELU	62%	35%	27
V POLITIKI	54%	41%	13
DOMA	54%	44%	10

MENA

Bližnji Vzhod in
Severna Afrika

EVROPA

	TTB	BTB	INDEKS
NA DELU	61%	33%	28
V POLITIKI	59%	35%	24
DOMA	71%	23%	48

TTB Zagotovo dosežena/ Do neke mere dosežena

BTB Ni ravno dosežena/Sploh ni dosežena

APAC

Azijsko-
Pacifiška
regija

	TTB	BTB	INDEKS
NA DELU	73%	23%	50
V POLITIKI	56%	39%	17
DOMA	78%	20%	58

AFRIKA

	TTB	BTB	INDEKS
NA DELU	61%	35%	26
V POLITIKI	50%	42%	8
DOMA	23%	72%	-49

AMERIKE

	TTB	BTB	INDEKS
NA DELU	68%	26%	42
V POLITIKI	57%	36%	21
DOMA	72%	22%	50

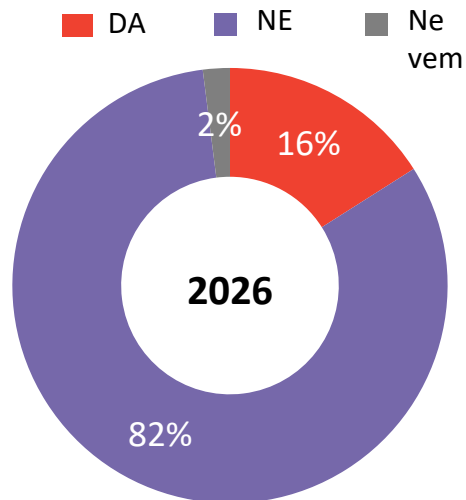


Nasilje

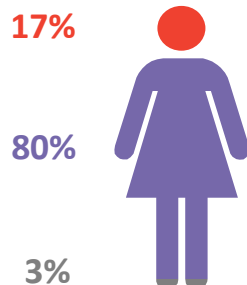
Doživeli kakršno koli obliko nasilja

% znotraj celotne populacije

SKUPAJ



2026 Ženske



17%
80%
3%

2025	14%	83%	3%
2024	20%	77%	3%
2022/2023	17%	80%	3%
2021	16%	82%	2%
2020	17%	81%	2%
2019	16%	81%	3%

2026 Moški



14%
84%
2%

2025	13%	84%	3%
2024	18%	79%	3%
2022/2023	15%	82%	3%
2021	14%	83%	3%
2020	15%	82%	3%
2019	14%	83%	3%

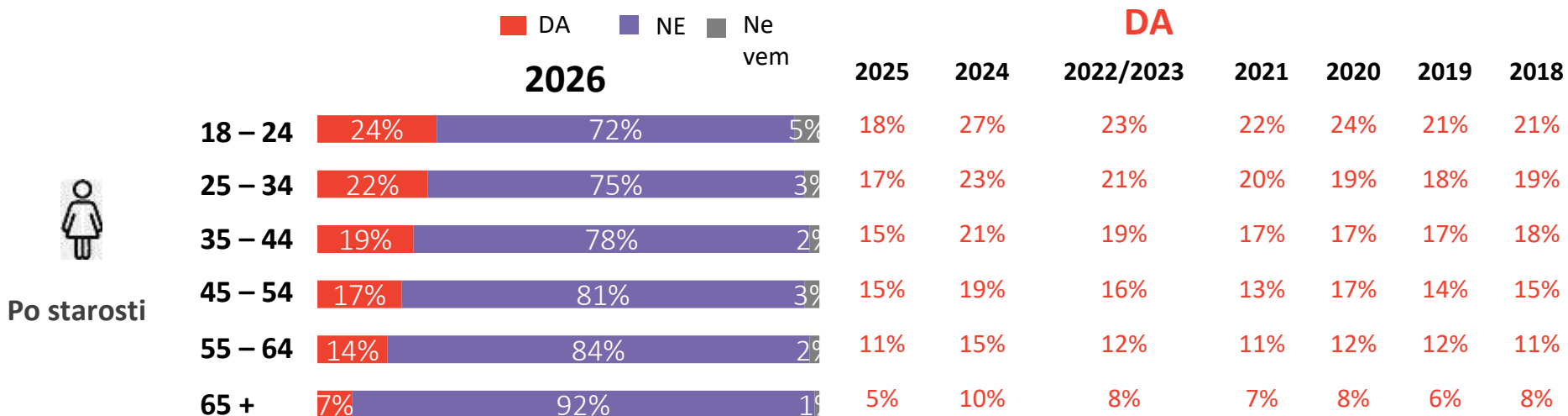
Vir: WIN 2026. Vzorec: 44.000

Vir: WIN 2025. Vzorec: 35.517

Ste bili v zadnjem letu žrtev kakršnekoli oblike nasilja (fizično ali psihično nasilje)?

Doživeli kakršno koli obliko nasilja

% med ženskami




Po starosti

2026




Po tipu naselja

Urbano okolje



Ruralno okolje

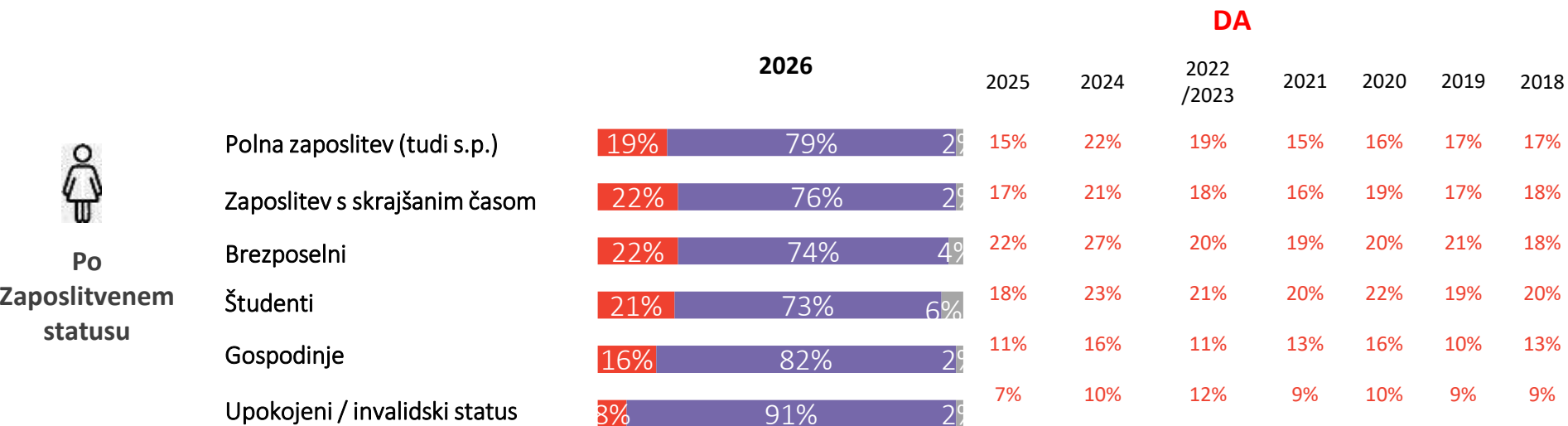
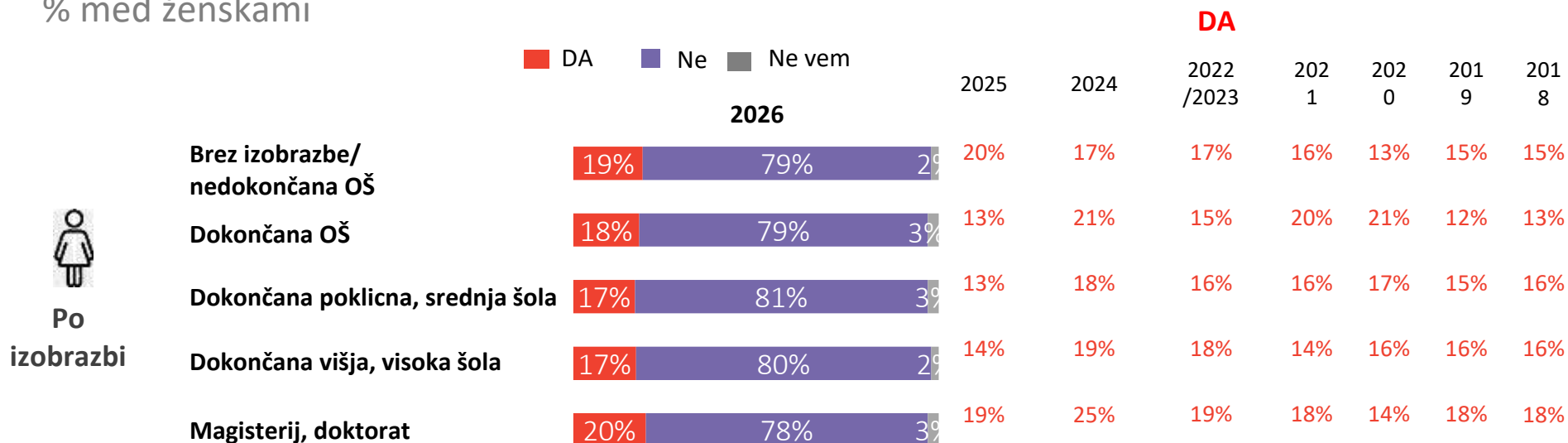


Vir: WIN 2026. Ženske: 22.335

Vir: WIN 2025. Ženske: 17.971

Doživeli kakršno koli obliko nasilja

% med ženskami



Vir: WIN 2026. Ženske: 22.335

Vir: WIN 2025. Ženske: 17.971

Doživeli kakršno koli obliko nasilja

% med ženskami

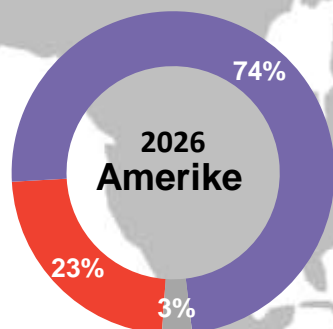


GLOBALNO DA

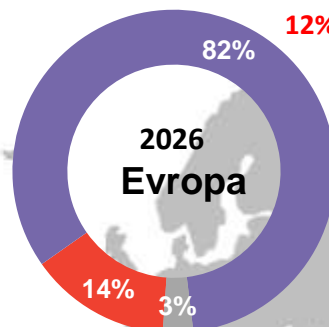


2019	2020	2021	2022/2023	2024	2025	2026
16%	17%	16%	17%	20%	14%	17%

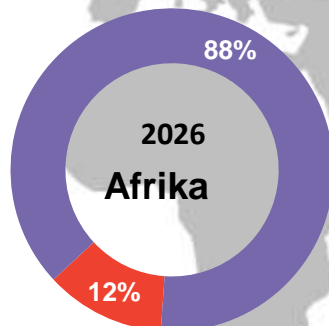
2019	2020	2021	2022/2023	2024	2025
12%	13%	14%	16%	16%	12%



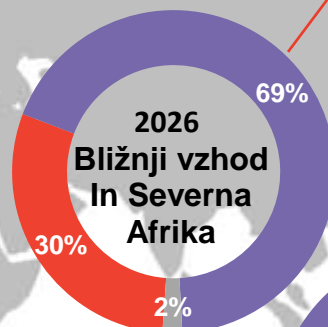
2019	2020	2021	2022/2023	2024	2025
30%	24%	23%	23%	24%	21%



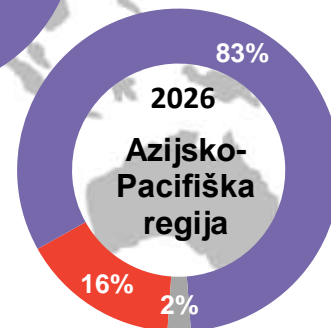
2019	2020	2021	2022/2023	2024	2025
20%	22%	17%	14%	27%	24%



2019	2020	2021	2022/2023	2024	2025
27%	23%	16%	29%	49%	9%



2019	2020	2021	2022/2023	2024	2025
8%	12%	10%	11%	15%	11%

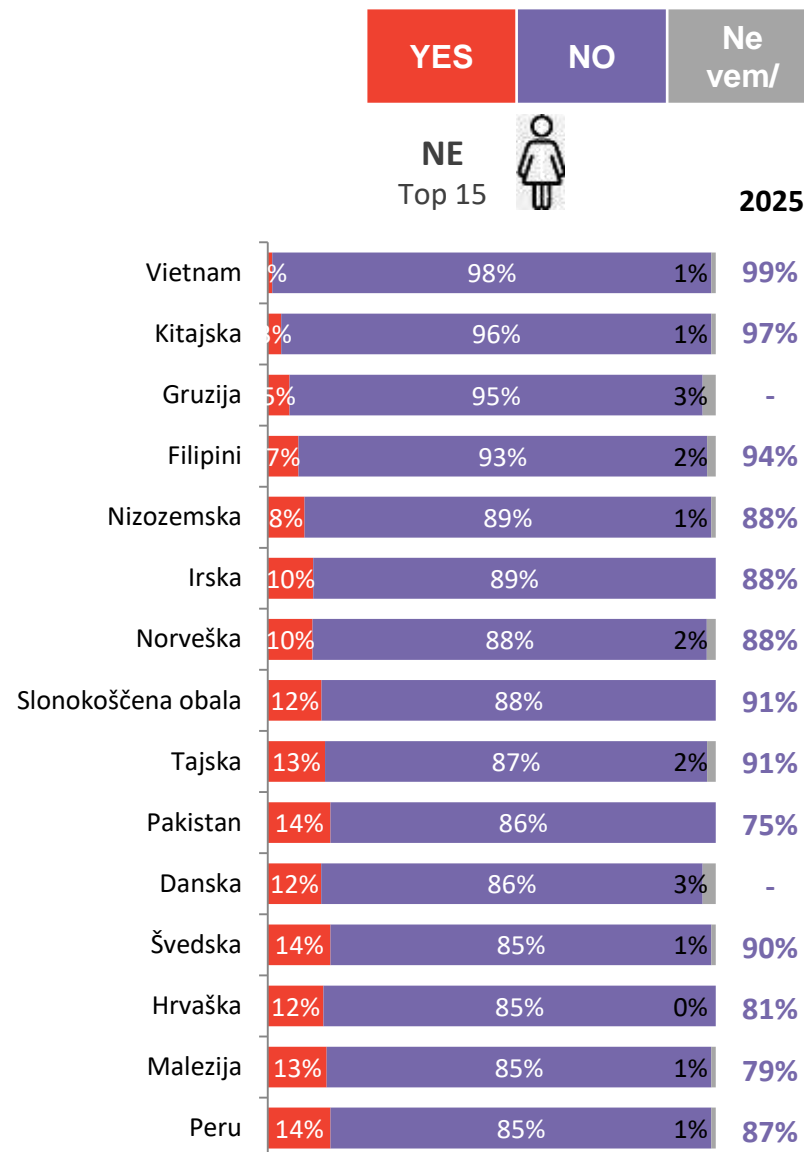
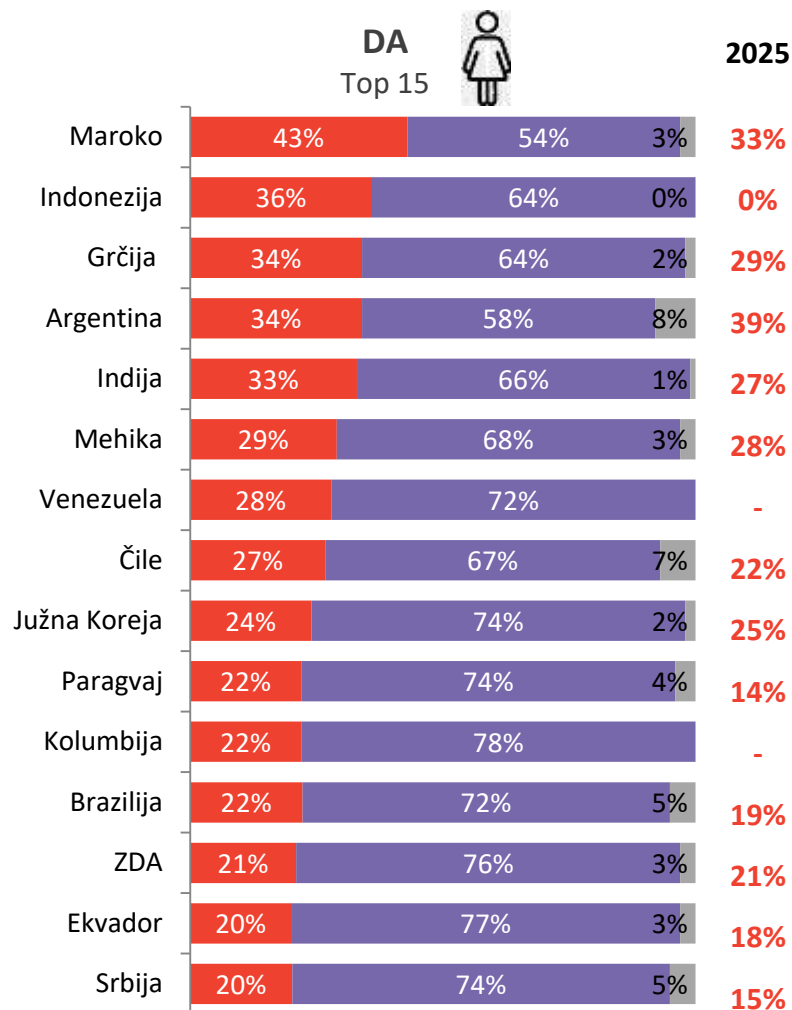


Vir: WIN 2026. Ženske: 22.335

Vir: WIN 2025. Ženske: 17.971

Doživeli kakršno koli obliko nasilja

% med ženskami



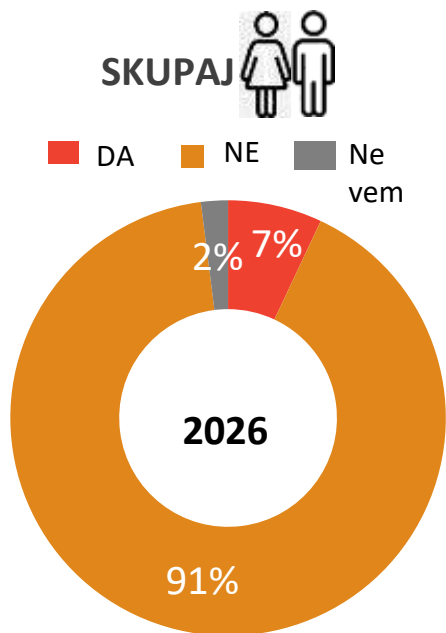
Vir: WIN 2026. Ženske: 22.335

Vir: WIN 2025. Ženske: 17.971



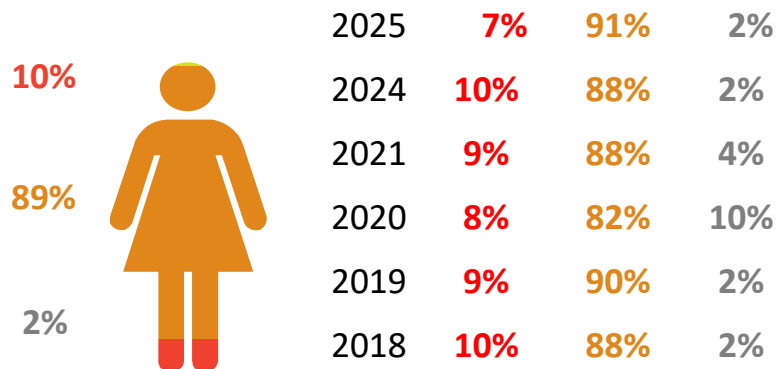
Spolno nadlegovanje

Doživeli spolno nadlegovanje % znotraj celotne populacije

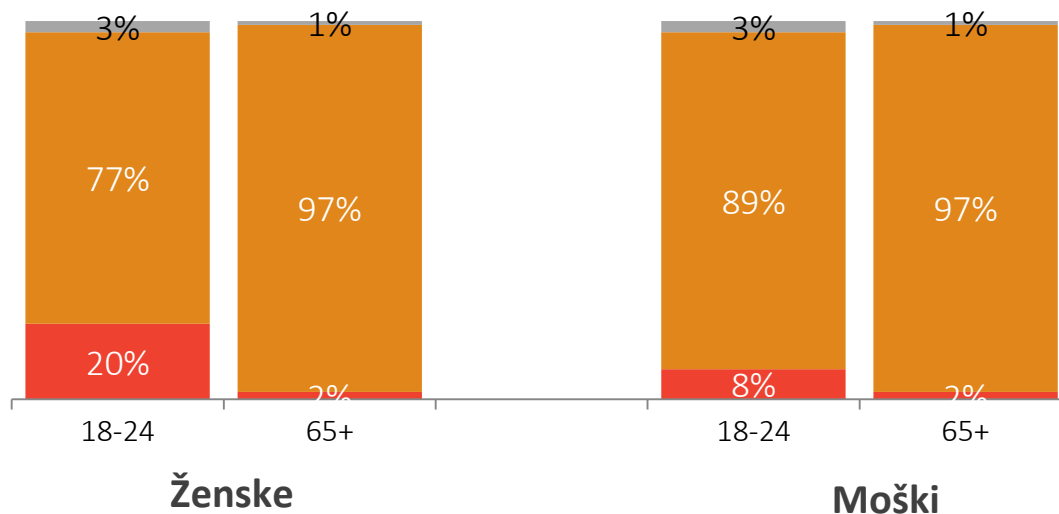
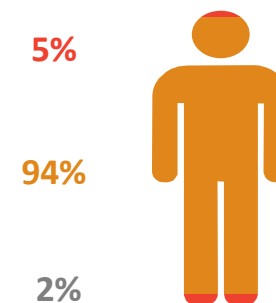


Leto	DA	NE	Ne vem
2025	5%	93%	2%
2024	7%	91%	2%
2021	6%	90%	4%
2020	6%	83%	10%
2019	6%	92%	2%
2018	7%	91%	2%

Ženske



Moški



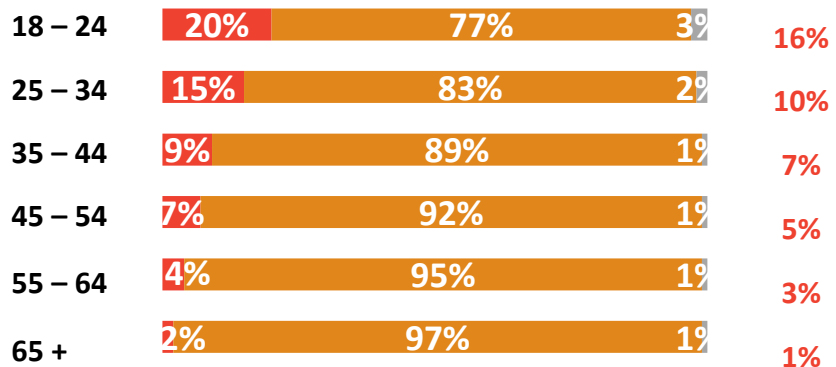
Vir: WIN 2026. Vzorec: 44.000 Ženske: 22.335, moški: 21.654.

Doživeli spolno nadlegovanje

% med ženskami



Po starostnih skupinah 2026



Po stopnji izobrazbe 2026

Brez izobrazbe/nedokončana OŠ



Dokončana OŠ



Dokončana poklicna, srednja šola



Dokončana višja, visoka šola



Magisterij, doktorat



DA
2025



Po zaposlitvenem statusu 2026

Polna zaposlitev (tudi s.p.)



Zaposlitev s skrajšanim časom



Brezposelni



Študenti



Gospodinje



Upokojeni / invalidski status



DA
2025




Vir: WIN 2026. Ženske: 22.335

Doživeli spolno nadlegovanje

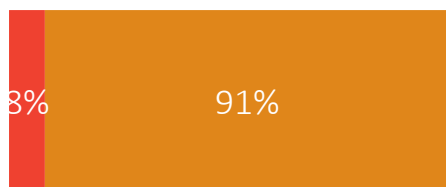
% med vsemi, ženskami, moškimi

DA

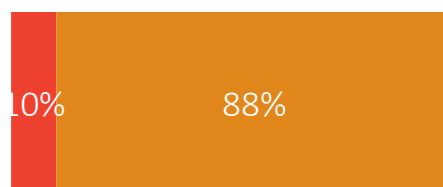
NE



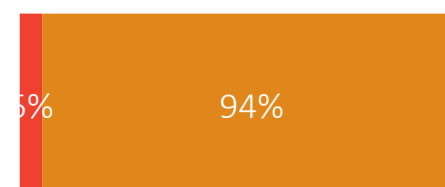
Urbano



Ne
vem:
1%

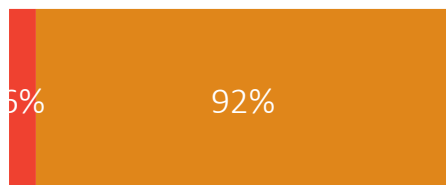


Ne
vem:
2%

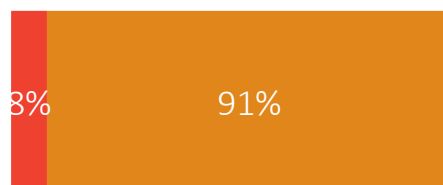


Ne
vem:
1%

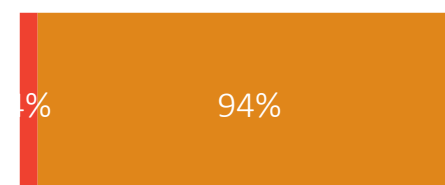
Ruralno



Ne
vem:
2%



Ne
vem:
2%



Ne
vem:
2%

Vir: WIN 2026. Vzorec: 44.000 Ženske: 22.335, moški: 21.654.

Doživeli spolno nadlegovanje

% med ženskami



GLOBALNO



2026 | 10% 89% 2%

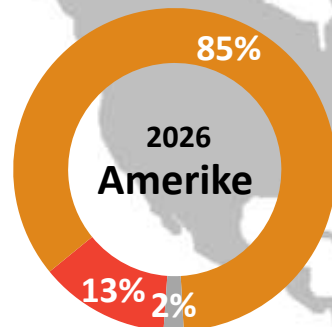
2025 | 7% 91% 2%

2023/2024 | 10% 88% 2%

2021 | 9% 88% 4%

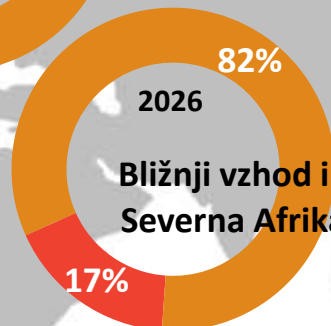
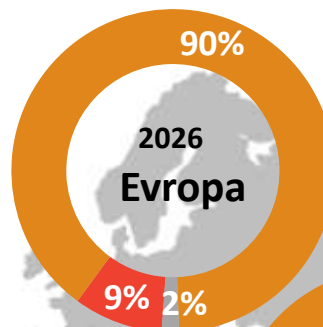
2025 | 6% 92% 2%

2023/2024 | 8% 91% 1%



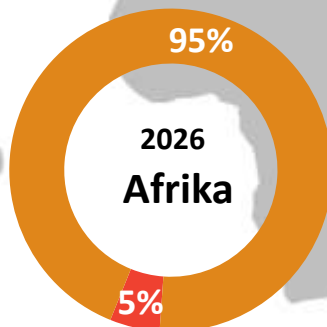
2025 | 11% 86% 3%

2023/2024 | 13% 85% 2%



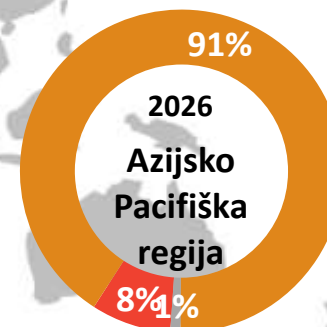
2025 | 12% 87% 1%

2023/2024 | 4% 94% 2%



2025 | 5% 95% 0%

2023/2024 | 28% 71% 1%



2025 | 5% 93% 2%

2023/2024 | 8% 90% 2%

Vir: WIN 2026. Ženske: 22.335

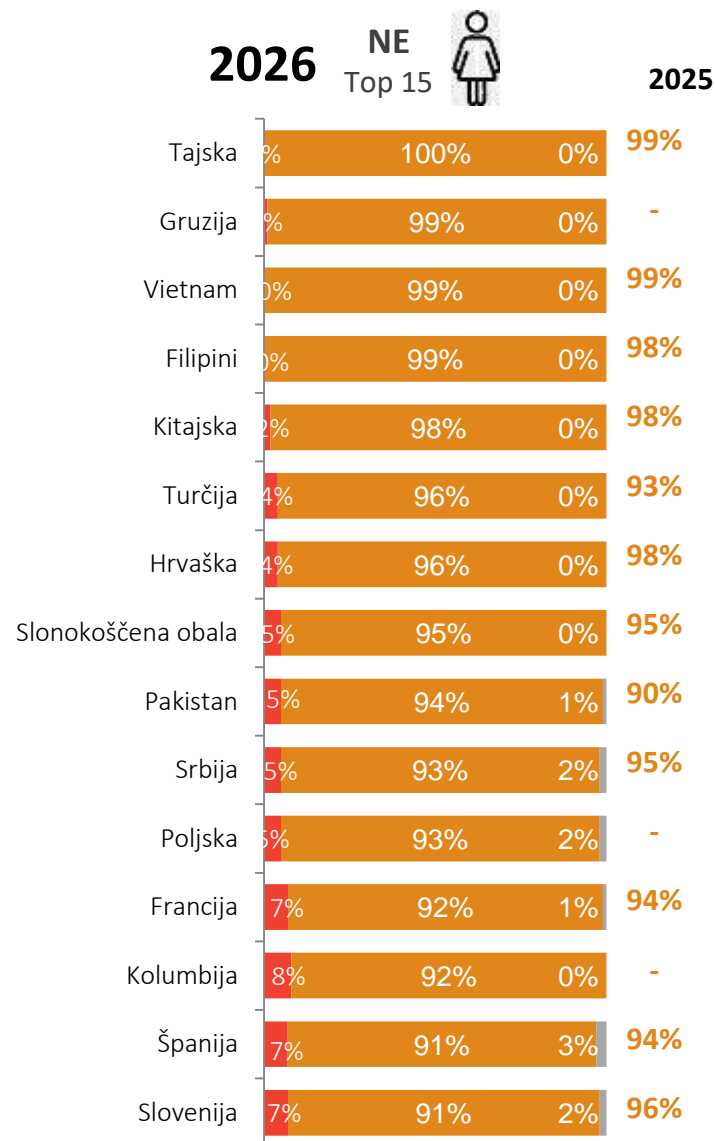
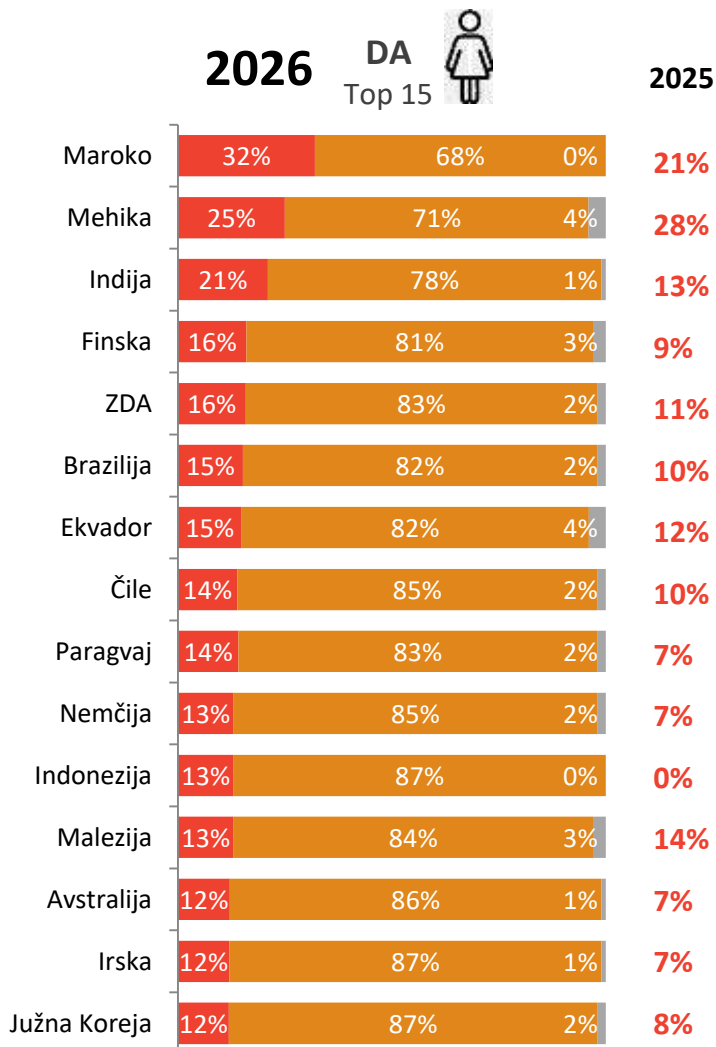
Doživeli spolno nadlegovanje

% med ženskami

DA

NE

Ne
vem



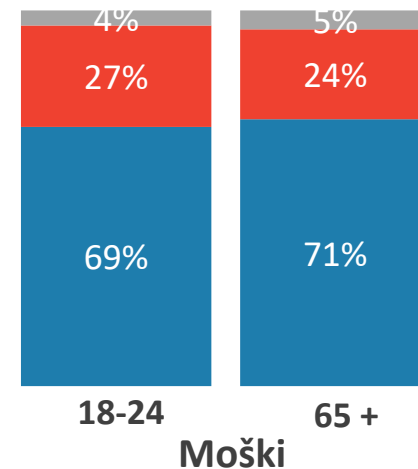
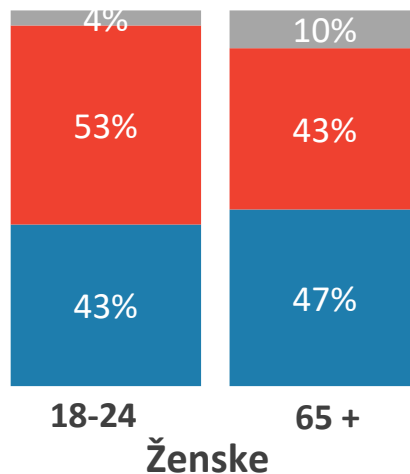
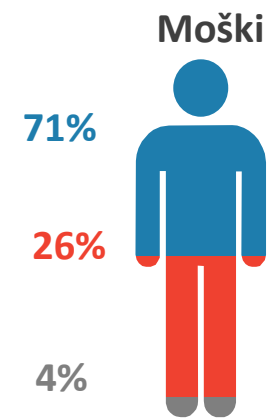
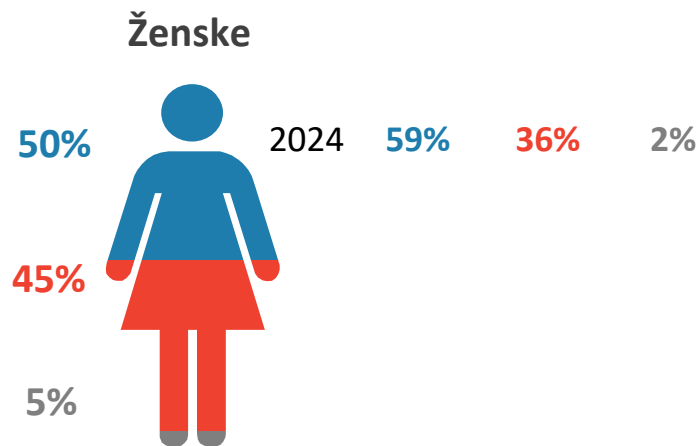
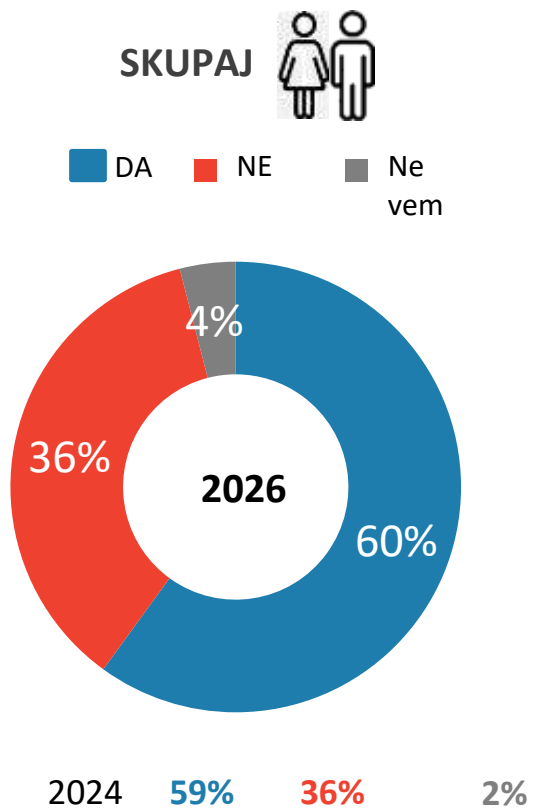
Vir: WIN 2026. Ženske: 22.335



Varnost

Varnost samostojnega nočnega sprehajanja po soseski

% znotraj celotne populacije




Vir: WIN 2026. Vzorec: 44.000 Ženske: 22.335, moški: 21.654.

Vir: WIN 2024. Vzorec: 33.866

Varnost samostojnega nočnega sprehajanja po soseski

% znotraj celotne populacije



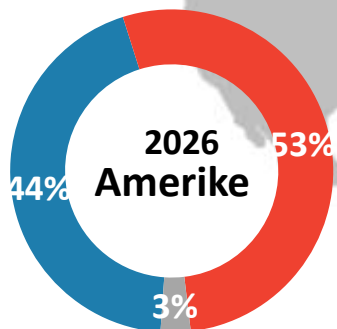
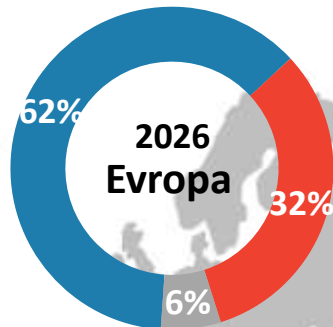
GLOBALNO

2026 | 60% 36% 4%
2024 | 59% 36% 5%

Ženske 2026 | 50% 42% 8%

Moški 2026 | 74% 21% 5%

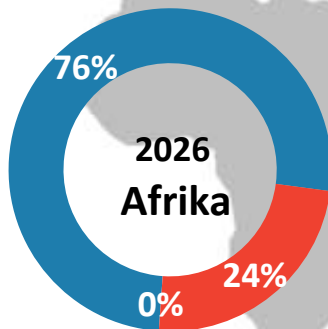
2024 | 61% 33% 6%



2024 | 41% 55% 4%

Ženske 2026 | 35% 62% 3%

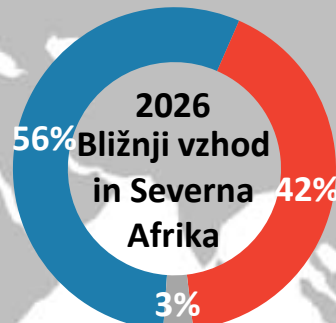
Moški 2026 | 54% 44% 3%



2024 | 63% 37% 0%

Ženske 2026 | 70% 29% 0%

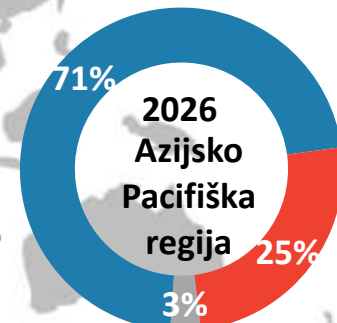
Moški 2026 | 81% 19% 0%



2024 | 71% 23% 6%

Ženske 2026 | 42% 55% 3%

Moški 2026 | 69% 29% 2%



2024 | 71% 25% 4%

Ženske 2026 | 62% 34% 4%

Moški 2026 | 81% 16% 3%

Vir: WIN 2026. Vzorec: 44.000 Ženske: 22.335, moški: 21.654.


Vir: WIN 2024. Vzorec: 33.866

Varnost samostojnega nočnega sprehajanja po soseski

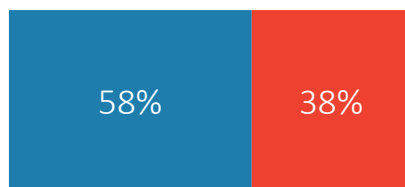
% med vsemi, med ženskami, med moškimi

DA

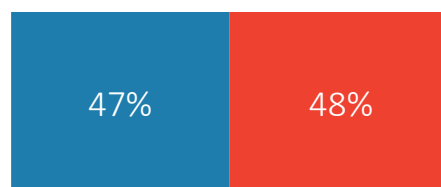
NE



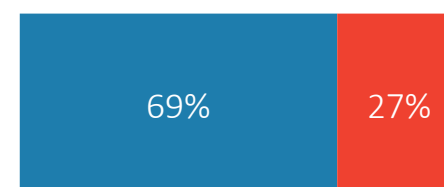
Urbano



Ne
vem:
4%

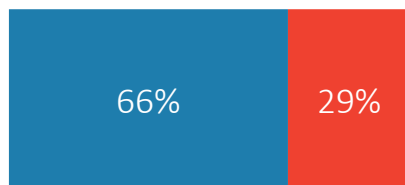


Ne
vem:
5%

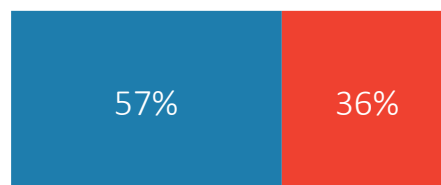


Ne
vem:
3%

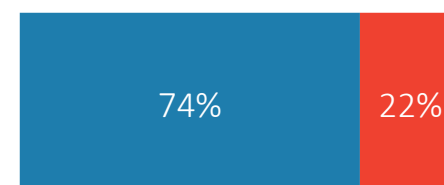
Ruralno



Ne
vem:
5%



Ne
vem:
6%



Ne
vem:
4%

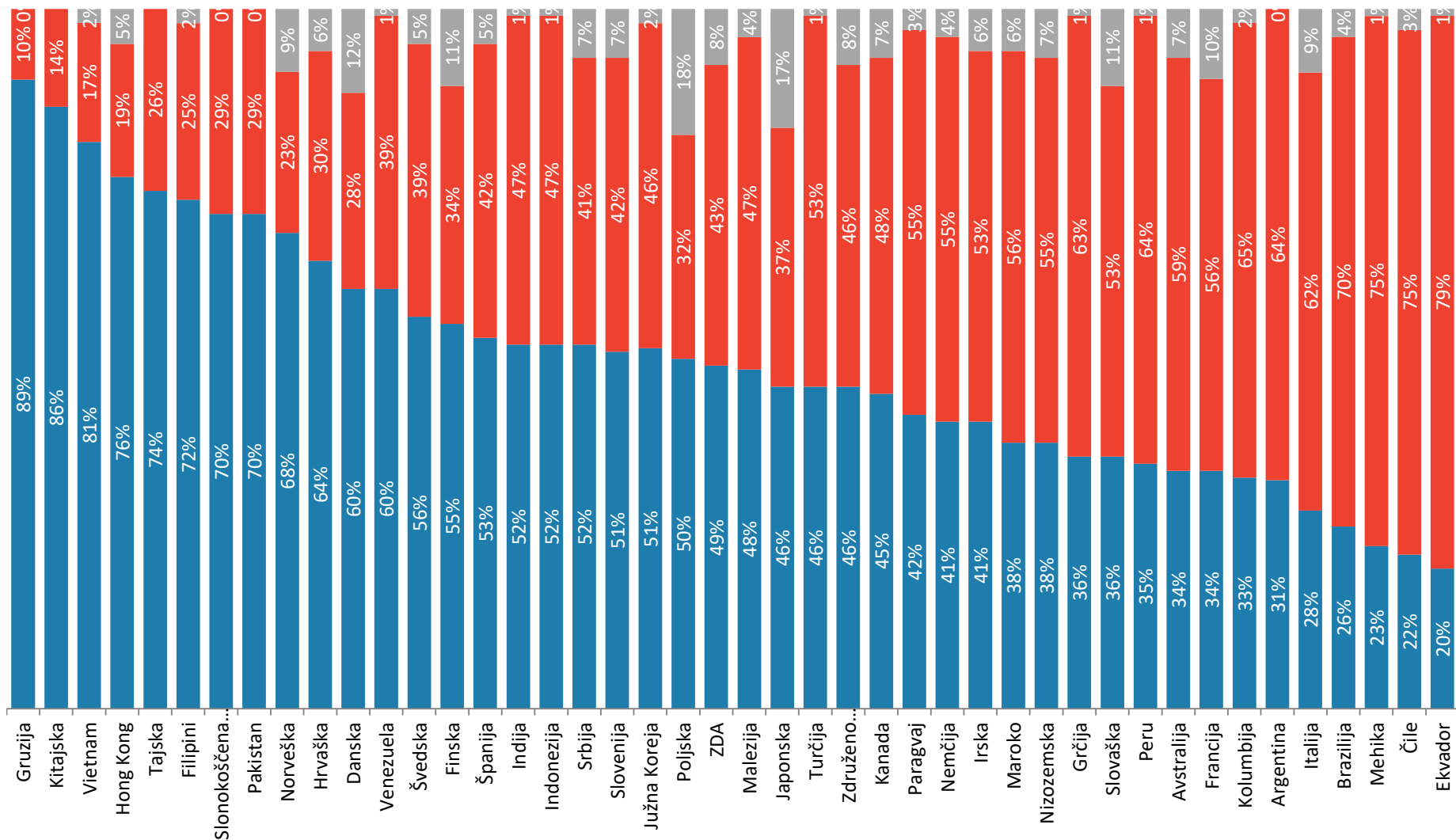
Vir: WIN 2026. Vzorec: 44.000 Ženske: 22.335, moški: 21.654.

Varnost samostojnega nočnega sprehajanja po soseski

% med ženskami



Po državah



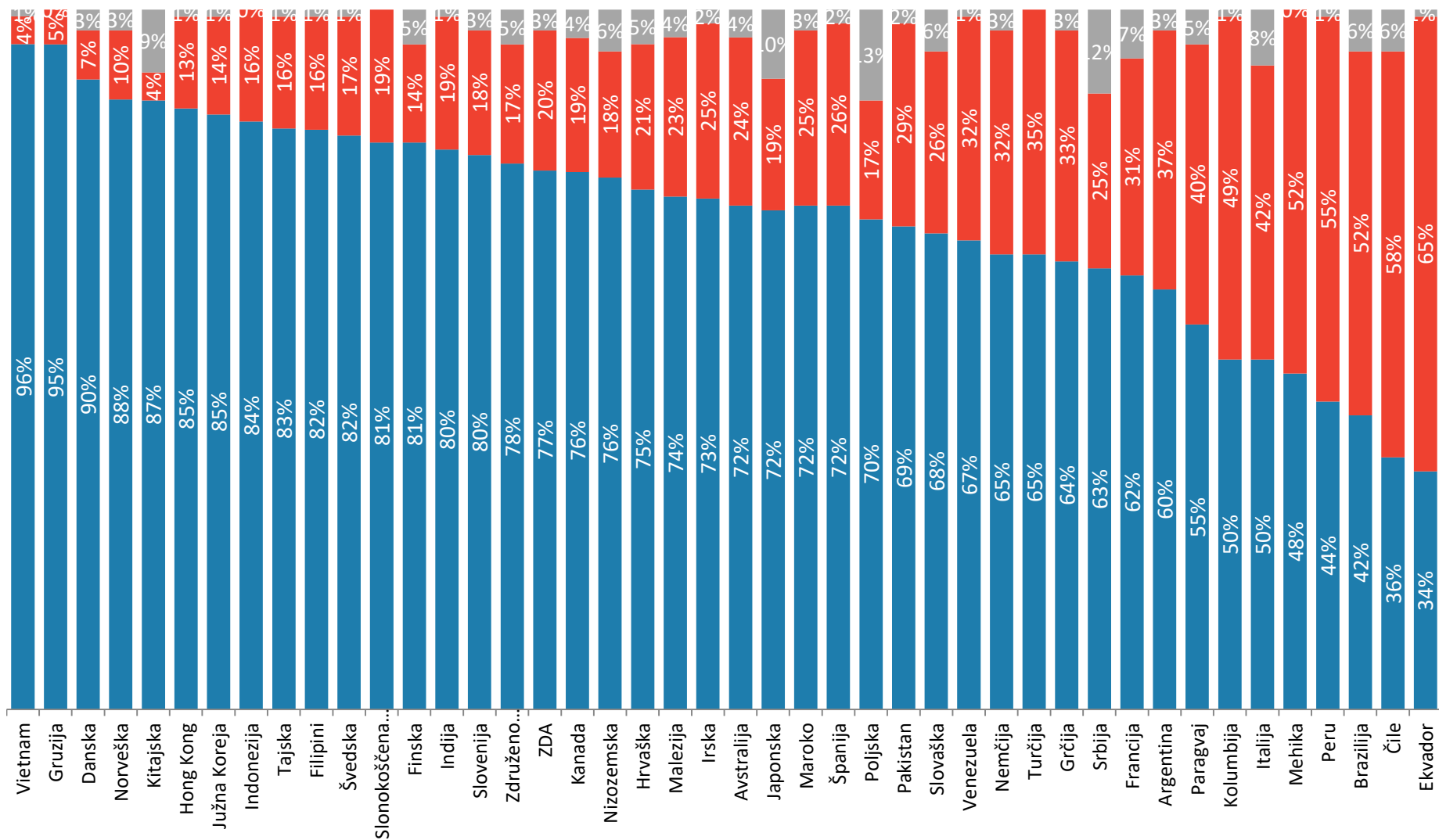
Vir: WIN 2026. Vzorec: 44.000 Ženske: 22.335.

Varnost samostojnega nočnega sprehajanja po soseski

% med moškimi

DA NE Ne vem

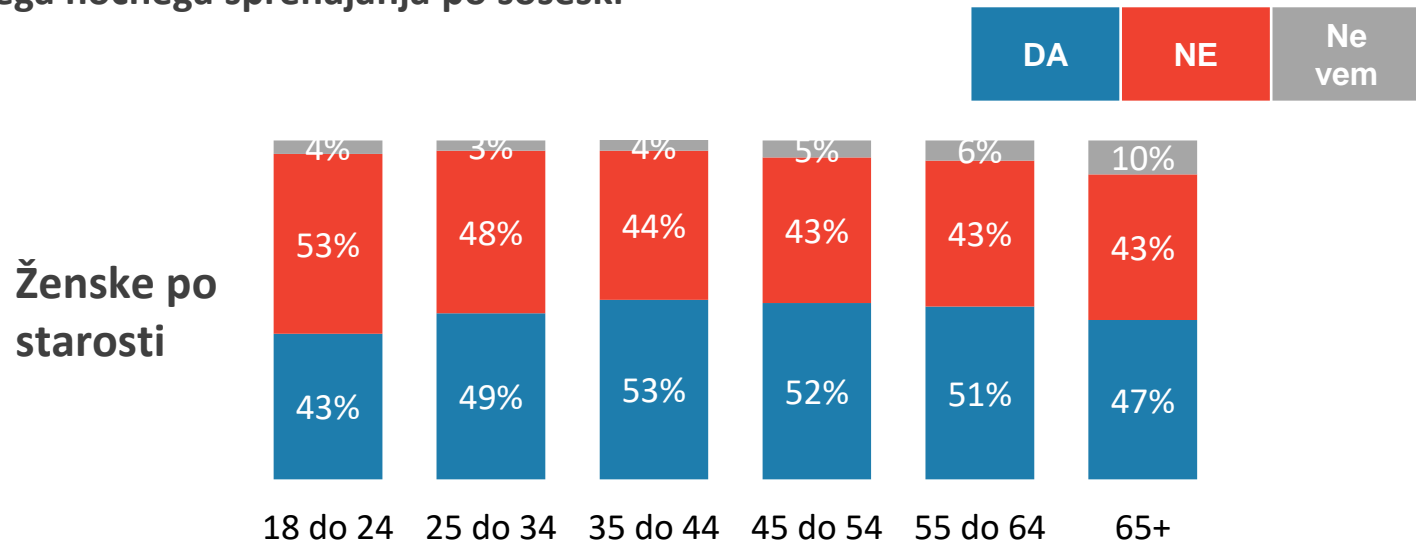
Po državah



Vir: WIN 2026. Vzorec: 44.000 Moški: 21.654.

Varnost samostojnega nočnega sprehajanja po soseski

% med ženskami



Ženske po
Stopnji izobrazbe

Brez izobrazbe/nedokončana OŠ



Dokončana OŠ



Dokončana poklicna, srednja šola



Dokončana višja, visoka šola



Magisterij, doktorat



Ženske po
zaposlitvi

Polna zaposlitev (tudi s.p.)



Zaposlitev s skrajšanim časom



Brezposelni



Študenti



Gospodinja



Upokojeni / invalidski status



Vir: WIN 2026. Vzorec: 44.000 Ženske: 22.335.

Varnost samostojnega nočnega sprehajanja po soseski

% med ženskami

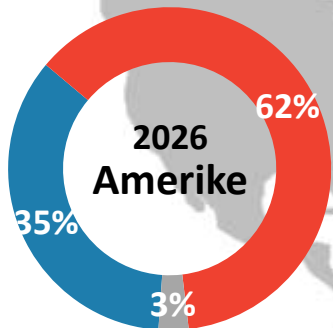


GLOBALNO

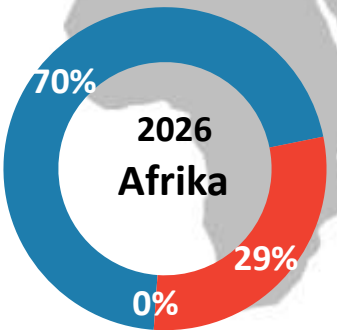
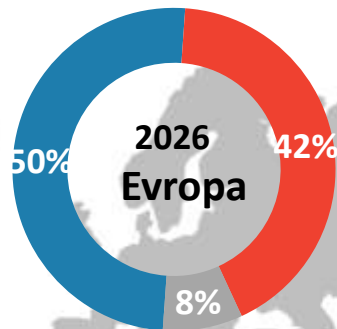


2026 | 50% 45% 5%

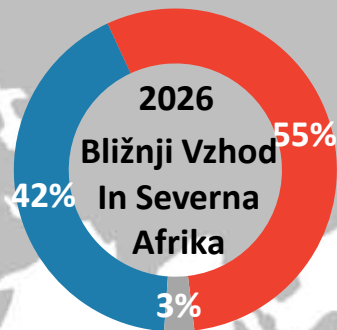
2024 | 47% 45% 8%



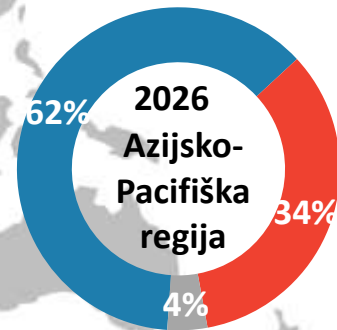
2024 | 32% 64% 4%



2024 | 53% 47% 0%



2024 | 63% 28% 9%



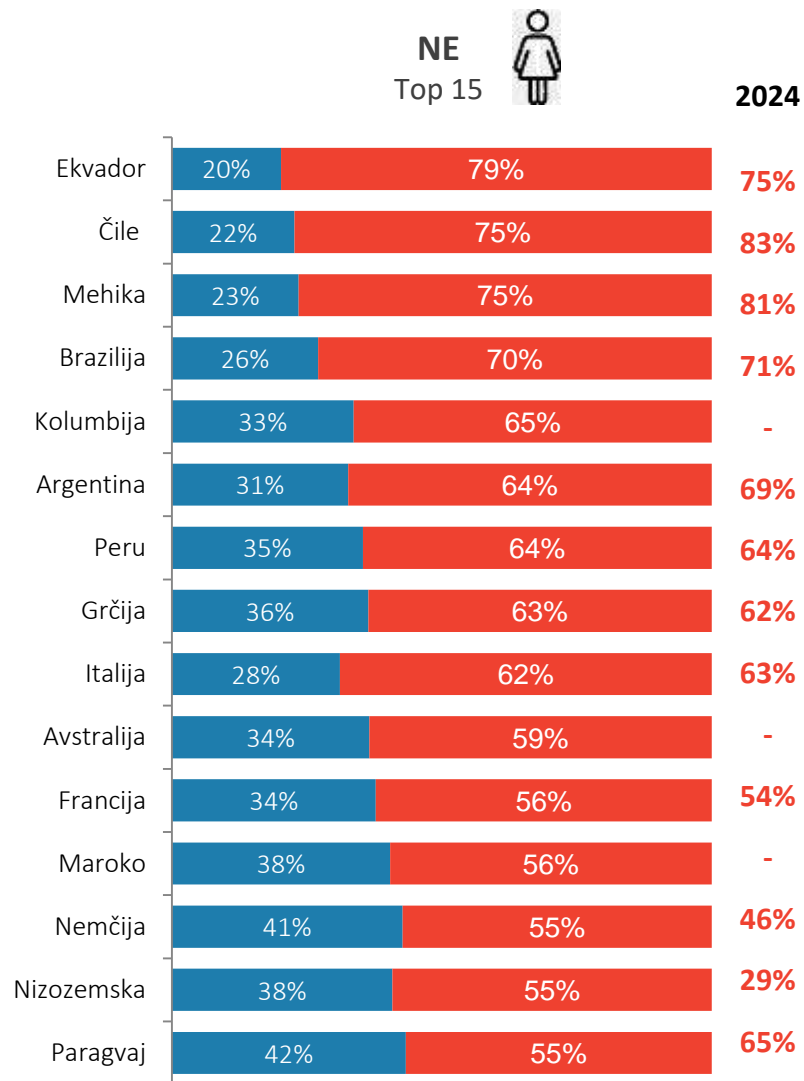
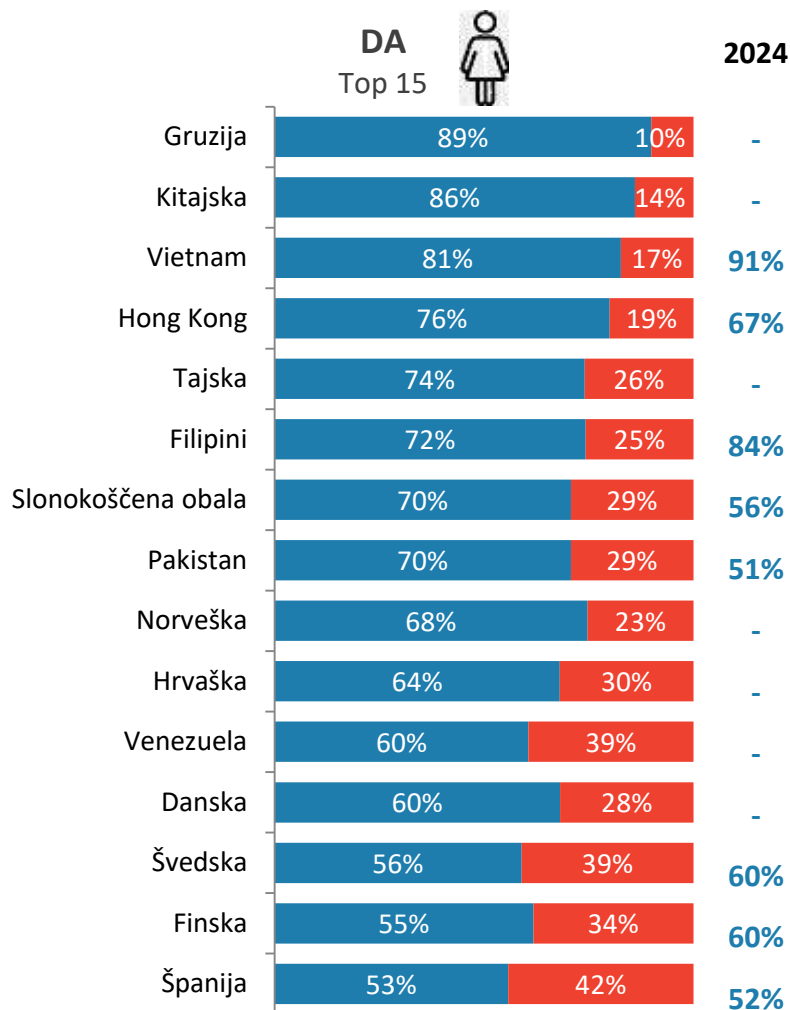
2024 | 60% 35% 5%

Vir: WIN 2026. Vzorec: 44.000 Ženske: 22.335.

Varnost samostojnega nočnega sprehajanja po soseski

% med ženskami

DA **NE**



Vir: WIN 2026. Vzorec: 44.000 Ženske: 22.335.

Ali se počutite varno/samozavestno, ko ponoči sami hodite po svoji soseski

METODOLOGIJA

Skupaj: 44.000 anketirancev

Datumi: 27.11.2025 do 13.2.2026

	Država	Raziskovalno podjetje	Metoda	Vzorec	Pokritost	Datumi anketiranja
1	Argentina	Voices Research & Consultancy	CAWI	1007	Nacionalna	2-15 January 2026
2	Avstralija	Luma Research	CAWI	549	Nacionalna	29-30 January 2026
3	Brazilija	Market Analysis Brazil	CAWI	1000	Spletna populacija	9-16 January 2026
4	Kanada	LEGER	CAWI	1000	Nacionalna	12-25 December 2025
5	Čile	Activa Research	CAWI	1095	Nacionalna	8-13 January 2026
6	Kitajska	WisdomAsia	Spletni panel	1000	Urbano okolje	14-19 January 2026
7	Kolumbija	Centro Nacional de Consultoría	CATI	500	Nacionalna	6-12 February 2026
8	Slonokoščena obala	EMC	CATI	502	Nacionalna	24-30 January 2026
9	Hrvaška	Institute for market and media research, Mediana Fides	CAWI	591	Nacionalna	8-12 January 2026
10	Danska	Opinion Denmark A/S	CAWI	1007	Nacionalna	13-21 January 2026
11	Ekvador	Centro de Estudios Y Datos - CEDATOS	CAPI	1104	Nacionalna	28-31 January 2026
12	Finska	Taloustutkimus Oy	Spletni panel	1093	Nacionalna	31 Dec 2025 – 7 Jan 2026
13	Francija	Online Way	Spletni panel	1007	Nacionalna	16-19 January 2026
14	Gruzija	GORBI Eurasia LTD	F2F	2050	Nacionalna	31 Jan – 13 Feb 2026
15	Nemčija	Produkt+Markt	CAWI	1000	Nacionalna	19 Dec 2025 – 6 Jan 2026
16	Grčija	Alternative Research Solutions	CAWI	502	Nacionalna	3 Dec 2025 – 12 Jan 2026
17	Hong Kong	Consumer Search Group (CSG)	Spletni panel	500	Teritorij	9-15 January 2026
18	Indija	DataPrompt International Pvt. Ltd.	Online	1000	Nacionalna	29 Dec 2025 - 21 Jan 2026
19	Indonezija	DEKA	Online	987	Spletna populacija	16-31 January 2026
20	Irska	RED C Research & Marketing Ltd	CAWI	1013	Nacionalna	8-13 January 2026
21	Italija	SWG S.p.a	CAWI	1002	Nacionalna	7-12 January 2026
22	Japonska	Nippon Research Center, LTD.	CAWI	1100	Nacionalna	22-27 January 2026

METODOLOGIJA

	Država	Raziskovalno podjetje	Metoda	Vzorec	Pokritost	Datumi anketiranja
23	Malezija	Central Force International	CAWI	1001	Spletna populacija	27 Nov 2025 – 3 Dec 2025
24	Mehika	Brand Investigation S.A.de C.V	Online	1000	Nacionalna	7-12 January 2026
25	Maroko	Integrate Consulting	Online	500	Nacionalna	8-9 January 2026
26	Nizozemska	Motivaction International B.V.	CAWI	1005	Nacionalna	6-20 January 2026
27	Norveška	Opinion AS	CAWI	1029	Nacionalna	13-19 January 2026
28	Pakistan	Gallup Pakistan	CATI	1000	Nacionalna	6 Dec 2025 -14 Jan 2026
29	Paragvaj	ICA Consultoría Estratégica	CATI	501	Nacionalna	2 Dec 2025- 29 Jan 2026
30	Peru	Datum Internacional	P2P	1202	Nacionalna	16-10 January 2026
31	Filipini	The Philippine Survey and Research Center (PSRC)	PAPI	1000	Nacionalna	9-26 January 2026
32	Poljska	Mareco Polska	CAWI	530	Nacionalna	8-14 December 2025
33	Srbija	Institute for market and media research, Mediana Adria	CAWI	522	Nacionalna	8-15 January 2026
34	Slovaška	Go4insight	CAWI	1000	Nacionalna	16-26 January 2026
35	Slovenija	Institute for market and media research, Mediana	CAWI	1018	Nacionalna	8-9 January 2026
36	Južna Koreja	Gallup Korea	CAWI	1200	Nacionalna	21-28 January 2026
37	Španija	Instituto DYM	CAWI	1000	Nacionalna	15-18 January 2026
38	Švedska	Demoskop AB	CAWI	1012	Nacionalna/ Spletna populacija	19 Dec 2025 – 23 Jan 2026
39	Tajska	INFOSEARCH LIMITED	F2F	500	Nacionalna	16 Dec 2025 – 15 Jan 2026
40	Turčija	BAREM Research	CATI	725	Urbano okolje	30 Jan – 4 Feb 2026
41	Združeno kraljestvo	ORB International	Online	1194	Nacionalna	12-22 Dec 2025
42	ZDA	LEGER	CAWI	1000	Nacionalna	12-25 December 2025
43	Venezuela	Centro Nacional de Consultoría	CATI	302	Nacionalna	1-5 February 2026
44	Vietnam	DXL Research & Consulting	F2F	900	Urbano okolje	12-28 Dec 2025